


# Orange Series · Smart Baby Monitor

## User Guide

### WHAT'S IN THE BOX



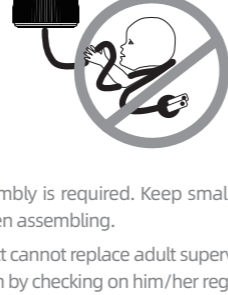
### PRODUCT OVERVIEW

Please read this user guide carefully before using the device



### SAFETY

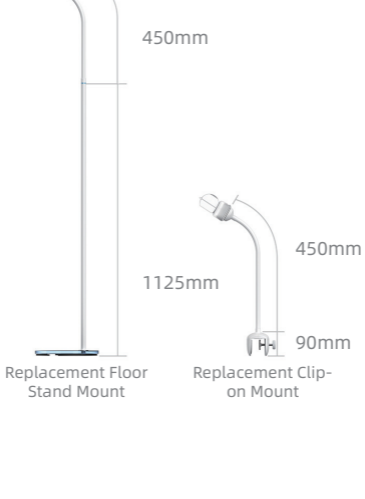
**⚠ WARNING: Strangulation Hazard—Children have STRANGLED in cords. NEVER attempt to use cord without the protective covering. Check protective covering before each use to ensure that the cord is not exposed to your child. Immediately discontinue use if protective covering is damaged or broken.**



- Adult assembly is required. Keep small parts away from children when assembling.
- This product cannot replace adult supervision. Ensure your child's health by checking on him/her regularly.
- This device is designed for indoor use only.
- This product and its packaging are not toys. Do not allow children to play with them.
- Falling warning---In order to prevent products fell to hurt, be sure to install the monitor in a stable location, tighten the screws and tighten button, securely monitor your device.

### INSTALLATION ACCESSORIES

(Camera not Included)



### INSTRUCTIONS

#### Get start Cheego Smart App

Download the Cheego Smart App from Apple Store or Google Play. Or scan the QR code on the box or in the guide.



Download & Register "Cheego Smart"APP


### BOOT

Please connect the camera with the original power adapter. Once the camera power on, the Status LED light will turn on and the camera enters the initialization state. Wait about 10 seconds, then the camera will boot up successfully.



### CHEEGO SMART APPLICATION SETUP GUIDE

Please setup the APP step by step.



## FEATURES INTRODUCTION

### Crying Detection& Soothing Music

Cheego baby monitor automatically plays soothing musics & turns on the night lamp (at night), and sends alarm messages to the APP when it detected baby's crying.

### Virtual Fence Detection

Cheego sends instant notifications through the APP when it detected baby out of the virtual fence.

### Danger Zone Detection

Set the electronic area as the danger zone, when baby enters the danger zone, Cheego provides voice warning and sends alarm messages to the APP.

### Multicolor Night Light

Integrated 9 colors night light, making the dark less scary for your babies. Cheego automatically turns ON the night light when it detected baby's crying. Colors and brightness can be adjusted by the APP.

### Temperature and Humidity Detection

Embedded high precision temperature& humidity sensor, Cheego checks the room temperature and humidity in real time to make baby more comfortable.

## SPECIFICATIONS

Model	CCB1-N
Resolution	2304X1296
Lens	2.8mm F1.6
Field of View	130° (Diagonal)
Connectivity	Wi-Fi 2.4GHz
Support System	Android 7.0 or IOS 11.0 or above
Storage	Micro SD Card (Max 512GB)
Mounting	Clip-on Mount, Wall Mount, Floor Stand
Power	DC5V, 1.5A,
Dimensions	φ75×125mm
Item Weight	138g

## FEATURES INTRODUCTION

1. The working temperature of this product is 0 ~ 40°C. Please do not use this product in an environment where the temperature is too high or too low.

2. This product is a precision electronic product. Do not use it in an environment that is excessively humid or may cause water to enter the product. Avoid damaging the device.

3. Please ensure that this product is installed within the coverage of the 2.4GHZ Wi-Fi signal, and place it in a location with a better Wi-Fi signal as much as possible. Install as far as possible away from metal and microwave ovens that may affect the signal.

## FAQ

Why can't the device connect to WiFi when configuring the network?

Please make sure setup routers to a 2.4GHz Wi-Fi network and that the password is entered correctly.

Why I don't hear the connection succeeded after I scan QR code?

The smart device screen is facing the lens. Please adjust distance of 20-30 cm between the camera and the smart device. Please avoid the camera facing the strong light.

What should I do if the camera goes offline (device icon gray)?

1.Shut down and reboot your device;  
2.If the device connects with a new Wi-Fi network, please press and hold the "RESET" button for 5 seconds. Re-pair the network after the device is reset.

What should I do when firmware upgrade fails?

Check whether the network is stable. We recommend that you move your device closer to the router, and try to upgrade again.

What should I do if mobile phone cannot receive the notification?

Go to the smart device "setting" → "Cheego smart" → "Allow notification"

## GUARANTEE & WARRANTY

**SATISFACTION GUARANTEE & RETURN POLICY**

Thank you for purchasing Cheego products. If you are not completely satisfied with your purchase, you may return the product for a full refund within 30 calendar days of setting up a hardware product (icheego.com) or within 15 days of activating an online product (Cheego authorized online reseller).

This satisfaction guarantee requires proof of purchase from an authorized seller. Purchases from 3rd party retailers will need to be returned to the original place of purchase.

**LIMITED WARRANTY**

This limited warranty contains important information about your rights and obligations, as well as limitations and exclusions that may apply to you.

This limited warranty only applies if you are the original purchaser.

**1.WHAT THIS LIMITED WARRANTY COVERS?**

**PERIOD OF COVERAGE.** Warrants to the owner of the enclosed product that the product contained in this box ("Product") will be free from defects in materials and workmanship for a period of one (1) year from the date of delivery following the original retail purchase (the "Warranty Period"). If you believe you have received a defective product, we will either repair or replace the defective product or its defective component part(s) in accordance with the terms of this limited warranty. We warranty the replacement for the remaining unexpired period of the original product's warranty. This limited warranty is the only warranty available for our products.

**2.WHAT THIS LIMITED WARRANTY DOES NOT COVER?**

• Products marked as "sample" or "Not for Sale", or sold "AS IS";

• Ineligible Products that have been subject to:  
(a)Modifications, alterations, tampering, or improper maintenance or repairs;

(b)Handling, storage, installation, testing, or uses not in accordance with the Terms of Service or other instructions provided by Cheego;

(c)Abuse or misuse of the Product;

(d)Damages caused by Acts of God, including but not limited to lightning, flood, tornado, earthquake, or hurricane;

• Consumables parts, including but not limited to batteries, unless damage is due to defects in materials or workmanship of the product;

• You use unauthorized service providers for maintenance or repair;

• Unauthorized use of the Product or software can impair the Product's performance;

• This limited warranty does not warrant to covered any software, even if packaged or sold with the Products;

• Refer to the licensing agreement accompanying the software for details of your rights with respect to its use;

• This limited warranty does not warrant that the operation of the product will be uninterrupted or error-free;

• This warranty cannot be transferred from the original end-user to others for any such transfer.

### 3. DISCLAIMER OF WARRANTIES.

EXCEPT AS STATED ABOVE IN SECTION 1 OF THIS LIMITED WARRANTY, AND TO THE MAXIMUM EXTENT PERMITTED BY APPLICABLE LAW, CHEEGO DISCLAIMS ALL EXPRESS, IMPLIED, AND STATUTORY WARRANTIES AND CONDITIONS WITH RESPECT TO THE PRODUCT, INCLUDING THE IMPLIED WARRANTIES

OF MERCHANTABILITY, FITNESS FOR A PARTICULAR PURPOSE AND NON-INFRINGEMENT. TO THE MAXIMUM EXTENT PERMITTED BY APPLICABLE LAW, CHEEGO ALSO LIMITS THE DURATION OF ANY

APPLICABLE IMPLIED WARRANTIES OR CONDITIONS TO THE DURATION OF THIS LIMITED WARRANTY. FOR THE AVOIDANCE OF DOUBT, NOTHING IN THIS CLAUSE 6 IS INTENDED TO EXCLUDE ANY WARRANTIES OR GUARANTEES WHICH CANNOT BE EXCLUDED UNDER APPLICABLE LAWS.

### 4. YOUR RIGHTS AND THIS LIMITED WARRANTY.

WE LIMIT THE APPLICABILITY OF IMPLIED WARRANTIES, INCLUDING THE IMPLIED WARRANTIES OF MERCHANTABILITY AND FITNESS FOR A PARTICULAR PURPOSE, TO THE DURATION OF THIS LIMITED WARRANTY. TO THE EXTENT PERMITTED BY LAW, WE DISCLAIM ALL OTHER WARRANTIES OF ANY KIND. SOME STATES AND COUNTRIES DO NOT ALLOW LIMITATIONS ON IMPLIED WARRANTIES, SO THE ABOVE LIMITATION MAY NOT APPLY TO YOU. OUR SOLE LIABILITY FOR ANY DEFECT SHALL BE AS SET FORTH IN THIS LIMITED WARRANTY AND EXCLUDES ANY CLAIMS FOR INCIDENTAL OR CONSEQUENTIAL DAMAGES. SOME STATES AND COUNTRIES DO NOT ALLOW THE EXCLUSION OR LIMITATION OF INCIDENTAL OR CONSEQUENTIAL DAMAGES, SO THE ABOVE LIMITATION OR EXCLUSION MAY NOT APPLY TO YOU. NO PERSON OR ENTITY IS AUTHORIZED TO MAKE ANY OTHER WARRANTY ON OUR BEHALF. THIS WARRANTY GIVES YOU SPECIFIC LEGAL RIGHTS. YOU MAY ALSO HAVE OTHER RIGHTS WHICH VARY FROM STATE TO STATE AND COUNTRY TO COUNTRY.

## COMPLIANCE



### DECLARATION OF CONFORMITY

Hereby, Hangzhou Cheego Smart Technology Co., Ltd. Room 603, Bldg. E2, 3# Xiyuan 8 Road, Hangzhou, 310030, China, declares that the equipment Model CCB1-N is in compliance

with Directive 2014/53/EU.



• This device complies with Part 15 of the FCC Rules. Operation is subject to the following two conditions: (1) this device may not cause harmful interference, and (2) this device must accept any interference received, including interference that may cause undesired operation.

• Changes or modifications not expressly approved by the party responsible for compliance could void the user's authority to operate the equipment. This equipment has been tested and found to comply with the limits for a Class B digital device, pursuant to Part 15 of the FCC Rules. These limits are designed to provide reasonable protection against harmful interference in a residential installation. This equipment generates uses and can radiate radio frequency energy and, if not installed and used in accordance with the instructions, may cause harmful interference to radio communications.

However, there is no guarantee that interference will not occur in a particular installation. If this equipment does cause harmful interference to radio or television reception, which can be determined by turning the equipment off and on, the user is encouraged to try to correct the interference by one or more of the following measures:

-- Reorient or relocate the receiving antenna.

-- Increase the separation between the equipment and receiver.

-- Connect the equipment into an outlet on a circuit different from that to which the receiver is connected.

-- Consult the dealer or an experienced radio/TV technician for help.

This device complies with part 15 of the FCC Rules. Operation is subject to the following two conditions:

(1) This device may not cause harmful interference, and

(2) this device must accept any interference received, including interference that may cause undesired operation.

• RF Exposure Statement

To maintain compliance with FCC's RF Exposure guidelines, This equipment should be installed and operated with minimum distance of 20cm the radiator your body. This device and its antenna(s) must not be co-located or operation in conjunction with any other antenna or transmitter.



### PRODUCT USE WARNING

This product is meant for indoor use only.

### RADIO FREQUENCY (RF) EXPOSURE STATEMENT

This equipment should be installed and operated with a minimum distance of 20 cm between the camera and the human body.



This symbol means the product must not be discarded as household waste, and should be delivered to an appropriate collection facility for recycling. Proper disposal and recycling helps protect natural resources, human health and the

environment. For more information on disposal and recycling of this product, contact your local municipality, disposal service or the shop where you bought this product.



[www.icheego.com](http://www.icheego.com)

[support@icheego.com](mailto:support@icheego.com)